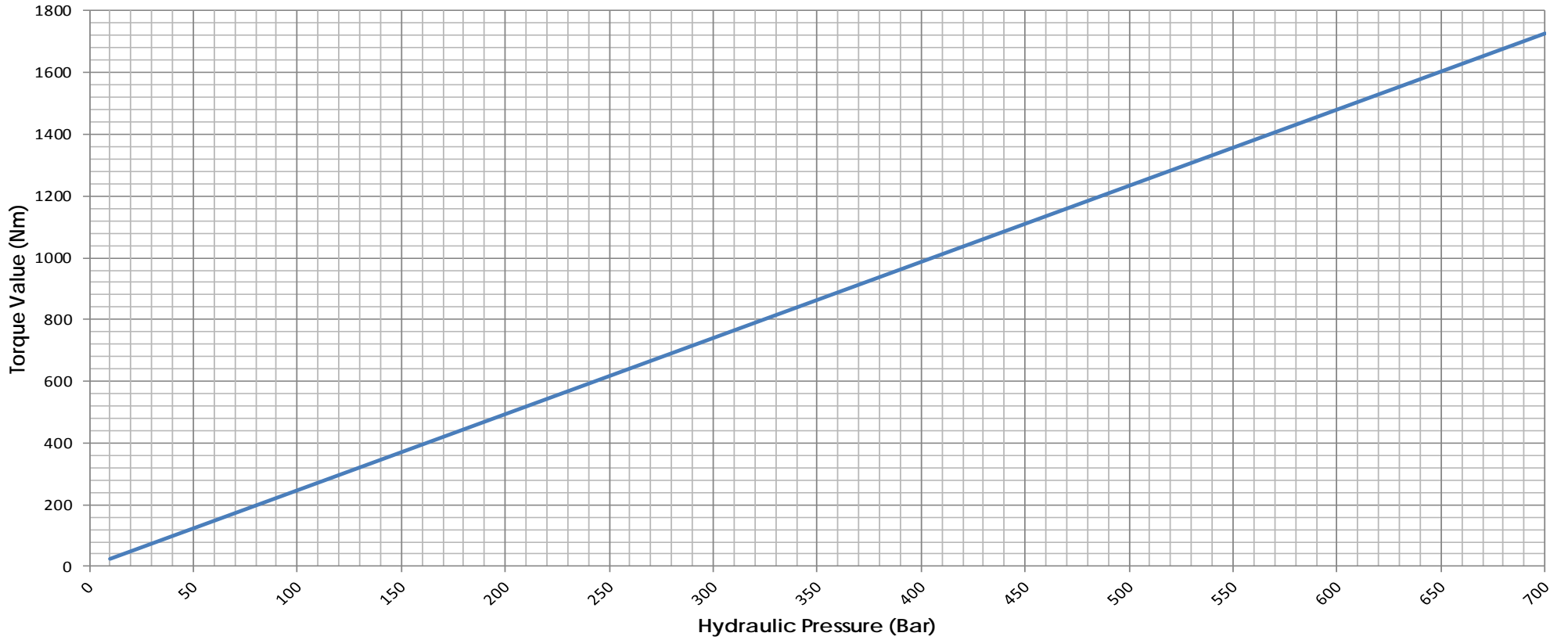
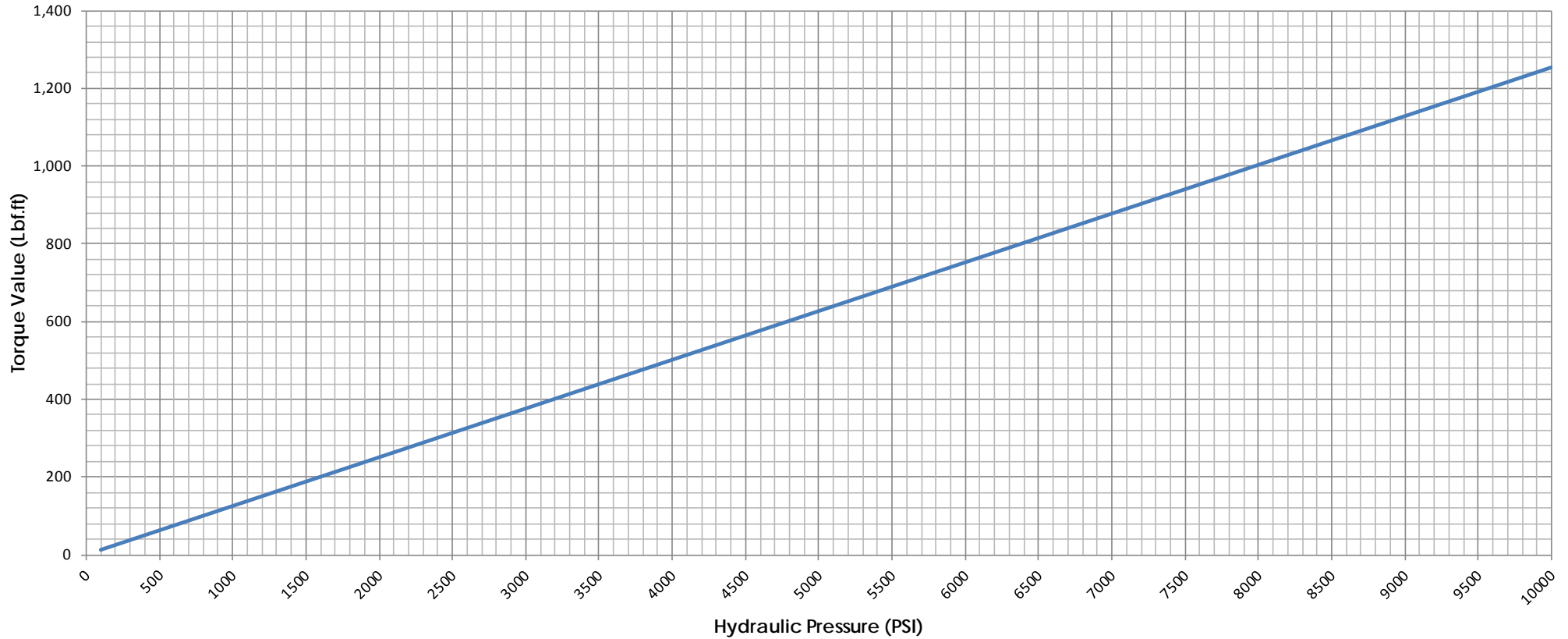


TWS-17N Torque/Pressure Conversion Chart (Bar/Nm)



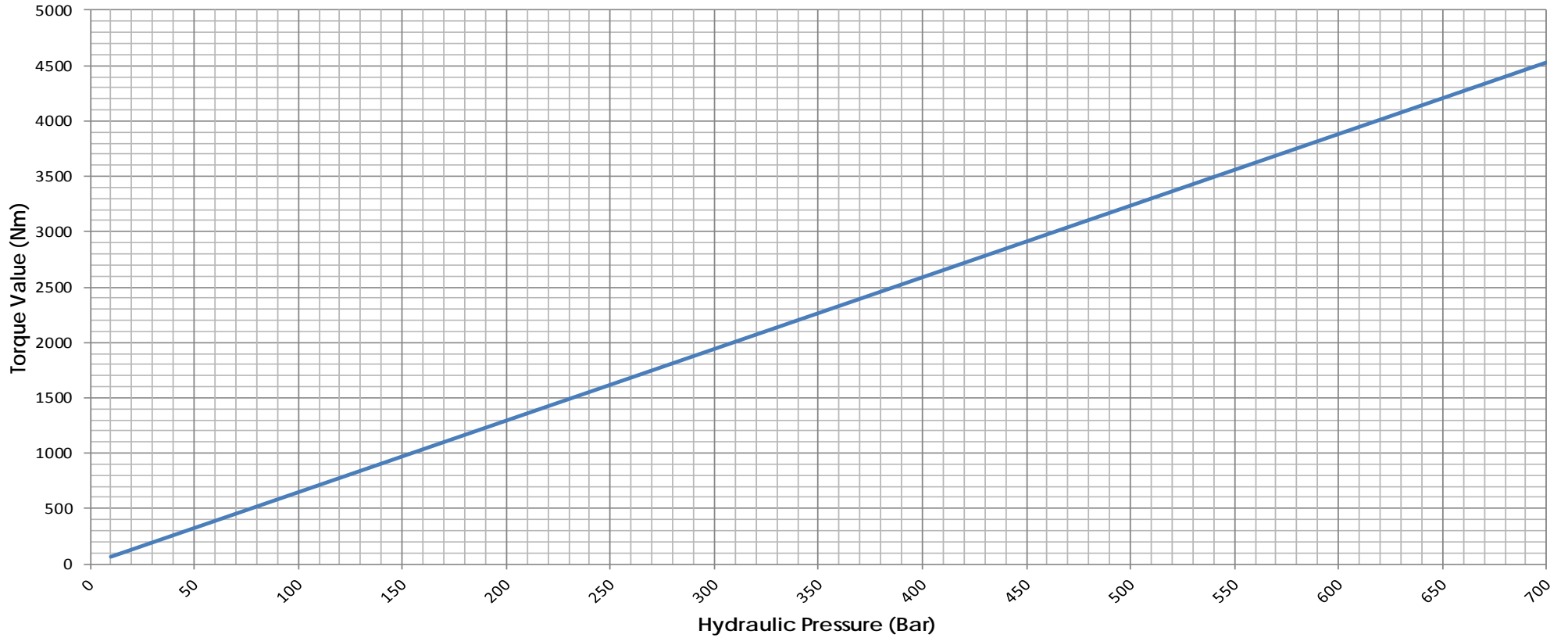
Hydraulic Pressure (Bar)	Torque Value (Nm)	Hydraulic Pressure (Bar)	Torque Value (Nm)	Hydraulic Pressure (Bar)	Torque Value (Nm)	Hydraulic Pressure (Bar)	Torque Value (Nm)	Hydraulic Pressure (Bar)	Torque Value (Nm)	Hydraulic Pressure (Bar)	Torque Value (Nm)	Hydraulic Pressure (Bar)	Torque Value (Nm)
10	25	110	271	210	518	310	765	410	1,011	510	1,258	610	1,505
20	49	120	296	220	543	320	789	420	1,036	520	1,283	620	1,530
30	74	130	321	230	567	330	814	430	1,061	530	1,308	630	1,554
40	99	140	345	240	592	340	839	440	1,085	540	1,332	640	1,579
50	123	150	370	250	617	350	863	450	1,110	550	1,357	650	1,604
60	148	160	395	260	641	360	888	460	1,135	560	1,382	660	1,628
70	173	170	419	270	666	370	913	470	1,159	570	1,406	670	1,653
80	197	180	444	280	691	380	937	480	1,184	580	1,431	680	1,678
90	222	190	469	290	715	390	962	490	1,209	590	1,456	690	1,702
100	247	200	493	300	740	400	987	500	1,234	600	1,480	700	1,727

**TWS-17N Torque/Pressure Conversion Chart (PSI/Lbf.ft)**



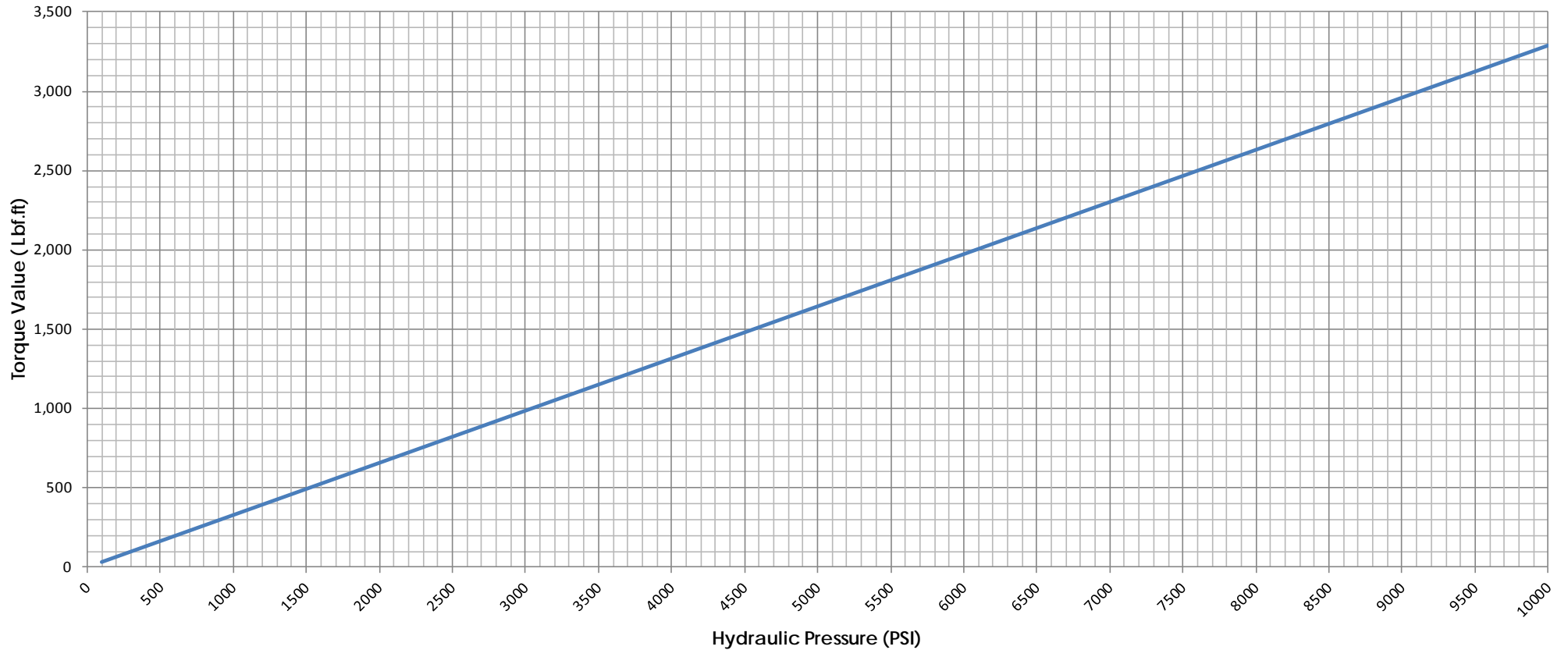
Hydraulic Pressure (PSI)	Torque Value (Lbf.ft)	Hydraulic Pressure (PSI)	Torque Value (Lbf.ft)	Hydraulic Pressure (PSI)	Torque Value (Lbf.ft)	Hydraulic Pressure (PSI)	Torque Value (Lbf.ft)	Hydraulic Pressure (PSI)	Torque Value (Lbf.ft)	Hydraulic Pressure (PSI)	Torque Value (Lbf.ft)	Hydraulic Pressure (PSI)	Torque Value (Lbf.ft)	Hydraulic Pressure (PSI)	Torque Value (Lbf.ft)	Hydraulic Pressure (PSI)	Torque Value (Lbf.ft)	Hydraulic Pressure (PSI)	Torque Value (Lbf.ft)
100	13	1100	138	2100	263	3100	389	4100	514	5100	640	6100	765	7100	890	8100	1,016	9100	1,141
200	25	1200	150	2200	276	3200	401	4200	527	5200	652	6200	777	7200	903	8200	1,028	9200	1,154
300	38	1300	163	2300	288	3300	414	4300	539	5300	665	6300	790	7300	915	8300	1,041	9300	1,166
400	50	1400	176	2400	301	3400	426	4400	552	5400	677	6400	803	7400	928	8400	1,053	9400	1,179
500	63	1500	188	2500	314	3500	439	4500	564	5500	690	6500	815	7500	941	8500	1,066	9500	1,191
600	75	1600	201	2600	326	3600	451	4600	577	5600	702	6600	828	7600	953	8600	1,078	9600	1,204
700	88	1700	213	2700	339	3700	464	4700	589	5700	715	6700	840	7700	966	8700	1,091	9700	1,216
800	100	1800	226	2800	351	3800	477	4800	602	5800	727	6800	853	7800	978	8800	1,104	9800	1,229
900	113	1900	238	2900	364	3900	489	4900	614	5900	740	6900	865	7900	991	8900	1,116	9900	1,241
1000	125	2000	251	3000	376	4000	502	5000	627	6000	752	7000	878	8000	1,003	9000	1,129	10000	1,254

TWS-45N Torque/Pressure Conversion Chart (Bar/Nm)



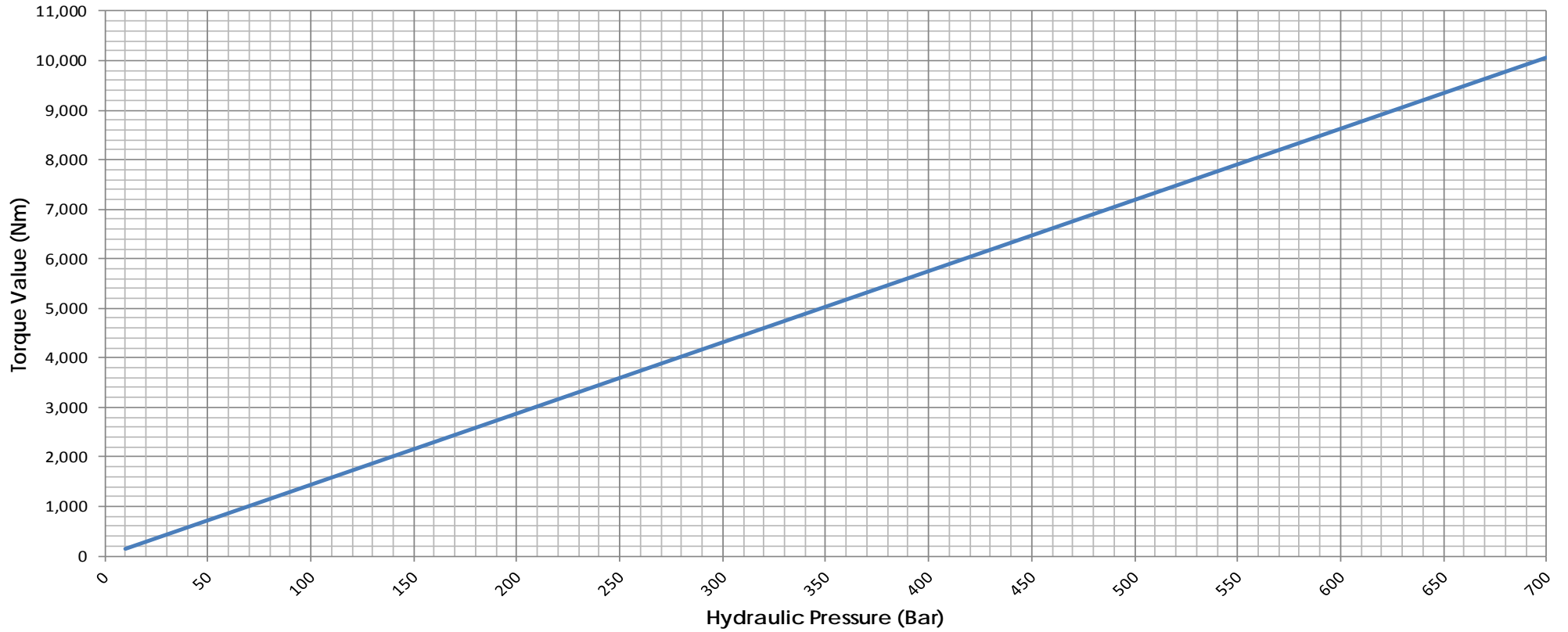
Hydraulic Pressure (Bar)	Torque Value (Nm)	Hydraulic Pressure (Bar)	Torque Value (Nm)	Hydraulic Pressure (Bar)	Torque Value (Nm)	Hydraulic Pressure (Bar)	Torque Value (Nm)	Hydraulic Pressure (Bar)	Torque Value (Nm)	Hydraulic Pressure (Bar)	Torque Value (Nm)	Hydraulic Pressure (Bar)	Torque Value (Nm)
10	65	110	712	210	1,359	310	2,006	410	2,653	510	3,300	610	3,947
20	129	120	776	220	1,423	320	2,070	420	2,717	520	3,364	620	4,011
30	194	130	841	230	1,488	330	2,135	430	2,782	530	3,429	630	4,076
40	259	140	906	240	1,553	340	2,200	440	2,847	540	3,494	640	4,141
50	324	150	971	250	1,618	350	2,265	450	2,912	550	3,559	650	4,206
60	388	160	1,035	260	1,682	360	2,329	460	2,976	560	3,623	660	4,270
70	453	170	1,100	270	1,747	370	2,394	470	3,041	570	3,688	670	4,335
80	518	180	1,165	280	1,812	380	2,459	480	3,106	580	3,753	680	4,400
90	582	190	1,229	290	1,876	390	2,523	490	3,170	590	3,817	690	4,464
100	647	200	1,294	300	1,941	400	2,588	500	3,235	600	3,882	700	4,529

TWS-45N Torque/Pressure Conversion Chart (PSI/Lbf.ft)



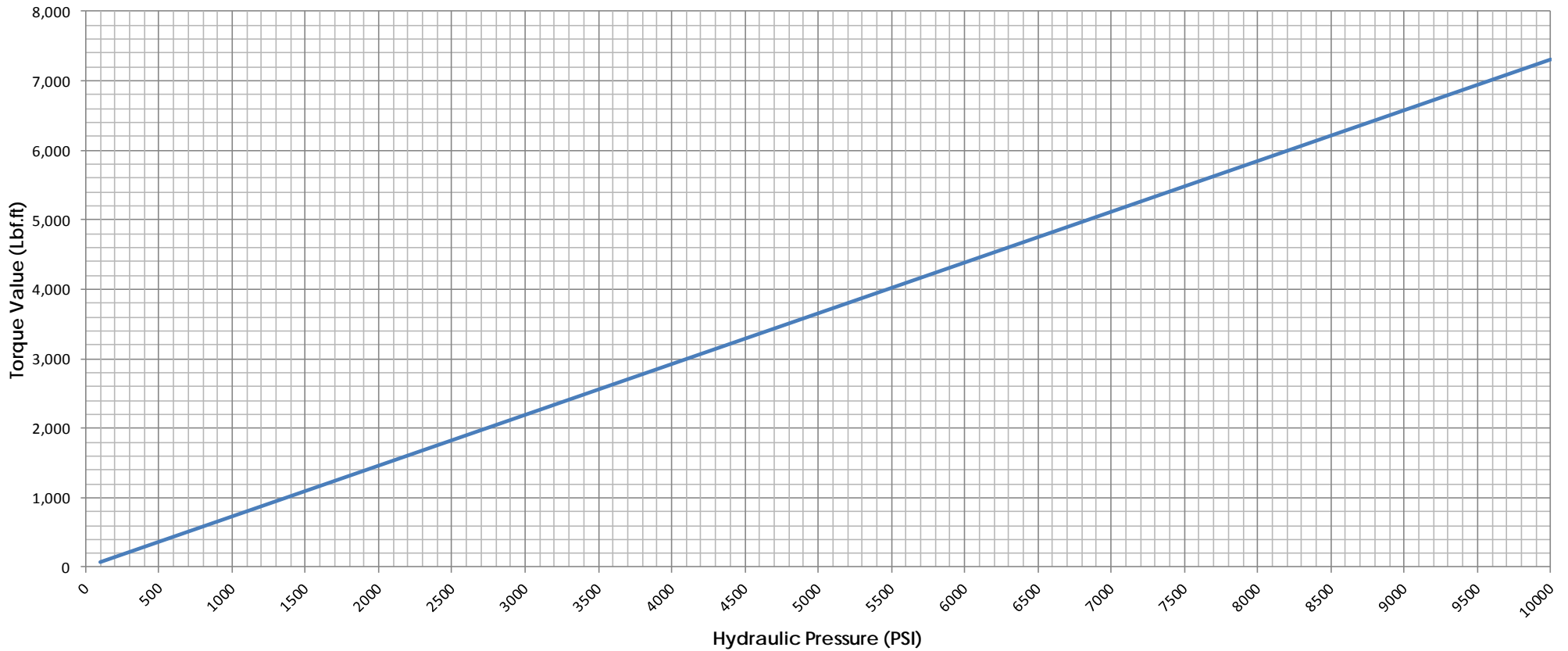
Hydraulic Pressure (PSI)	Torque Value (Lbf.ft)	Hydraulic Pressure (PSI)	Torque Value (Lbf.ft)	Hydraulic Pressure (PSI)	Torque Value (Lbf.ft)	Hydraulic Pressure (PSI)	Torque Value (Lbf.ft)	Hydraulic Pressure (PSI)	Torque Value (Lbf.ft)	Hydraulic Pressure (PSI)	Torque Value (Lbf.ft)	Hydraulic Pressure (PSI)	Torque Value (Lbf.ft)	Hydraulic Pressure (PSI)	Torque Value (Lbf.ft)	Hydraulic Pressure (PSI)	Torque Value (Lbf.ft)	Hydraulic Pressure (PSI)	Torque Value (Lbf.ft)
100	33	1100	362	2100	691	3100	1,020	4100	1,348	5100	1,677	6100	2,006	7100	2,335	8100	2,664	9100	2,993
200	66	1200	395	2200	724	3200	1,052	4200	1,381	5200	1,710	6200	2,039	7200	2,368	8200	2,697	9200	3,026
300	99	1300	428	2300	756	3300	1,085	4300	1,414	5300	1,743	6300	2,072	7300	2,401	8300	2,730	9300	3,059
400	132	1400	460	2400	789	3400	1,118	4400	1,447	5400	1,776	6400	2,105	7400	2,434	8400	2,763	9400	3,092
500	164	1500	493	2500	822	3500	1,151	4500	1,480	5500	1,809	6500	2,138	7500	2,467	8500	2,796	9500	3,125
600	197	1600	526	2600	855	3600	1,184	4600	1,513	5600	1,842	6600	2,171	7600	2,500	8600	2,829	9600	3,157
700	230	1700	559	2700	888	3700	1,217	4700	1,546	5700	1,875	6700	2,204	7700	2,533	8700	2,861	9700	3,190
800	263	1800	592	2800	921	3800	1,250	4800	1,579	5800	1,908	6800	2,237	7800	2,565	8800	2,894	9800	3,223
900	296	1900	625	2900	954	3900	1,283	4900	1,612	5900	1,941	6900	2,269	7900	2,598	8900	2,927	9900	3,256
1000	329	2000	658	3000	987	4000	1,316	5000	1,645	6000	1,973	7000	2,302	8000	2,631	9000	2,960	10000	3,289

TWS-100N Torque/Pressure Conversion Chart (Bar/Nm)



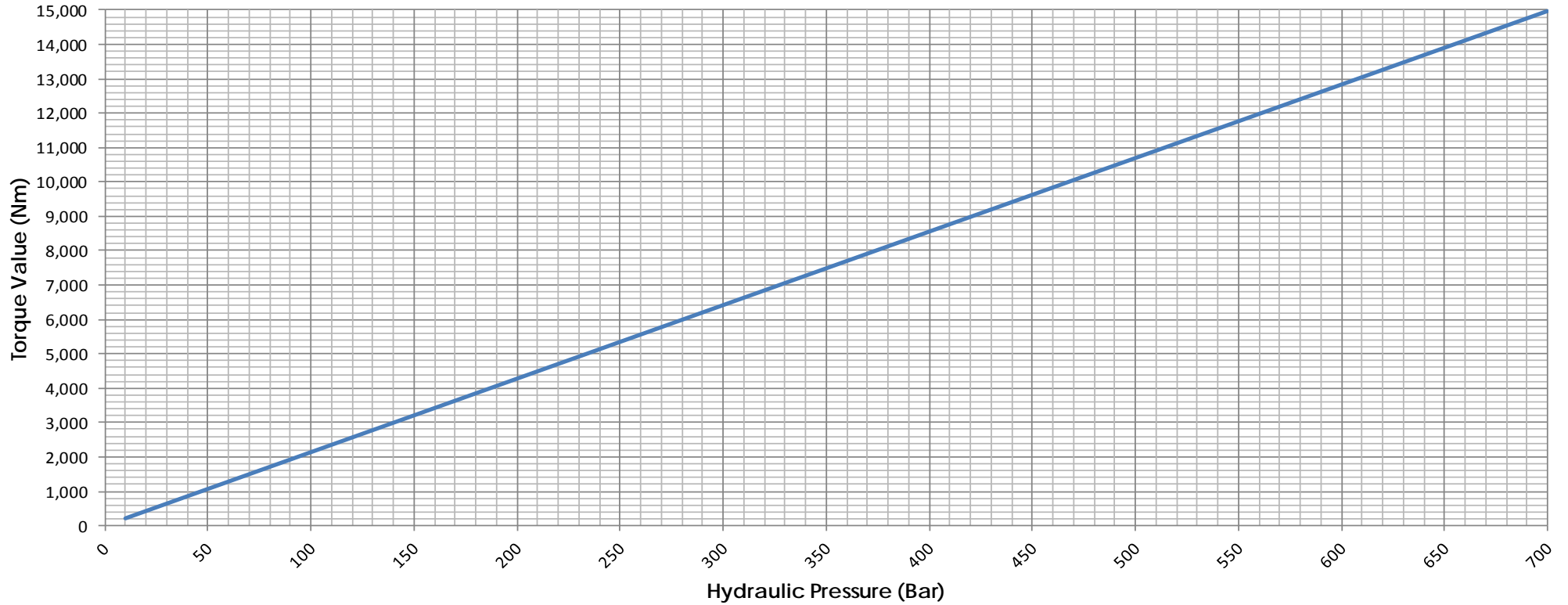
Hydraulic Pressure (Bar)	Torque Value (Nm)	Hydraulic Pressure (Bar)	Torque Value (Nm)	Hydraulic Pressure (Bar)	Torque Value (Nm)	Hydraulic Pressure (Bar)	Torque Value (Nm)	Hydraulic Pressure (Bar)	Torque Value (Nm)	Hydraulic Pressure (Bar)	Torque Value (Nm)	Hydraulic Pressure (Bar)	Torque Value (Nm)
10	144	110	1,581	210	3,019	310	4,457	410	5,895	510	7,332	610	8,770
20	288	120	1,725	220	3,163	320	4,601	420	6,038	520	7,476	620	8,914
30	431	130	1,869	230	3,307	330	4,744	430	6,182	530	7,620	630	9,058
40	575	140	2,013	240	3,450	340	4,888	440	6,326	540	7,764	640	9,201
50	719	150	2,157	250	3,594	350	5,032	450	6,470	550	7,907	650	9,345
60	863	160	2,300	260	3,738	360	5,176	460	6,613	560	8,051	660	9,489
70	1,006	170	2,444	270	3,882	370	5,319	470	6,757	570	8,195	670	9,633
80	1,150	180	2,588	280	4,026	380	5,463	480	6,901	580	8,339	680	9,776
90	1,294	190	2,732	290	4,169	390	5,607	490	7,045	590	8,482	690	9,920
100	1,438	200	2,875	300	4,313	400	5,751	500	7,189	600	8,626	700	10,064

TWS-100N Torque/Pressure Conversion Chart (PSI/Lbf.ft)



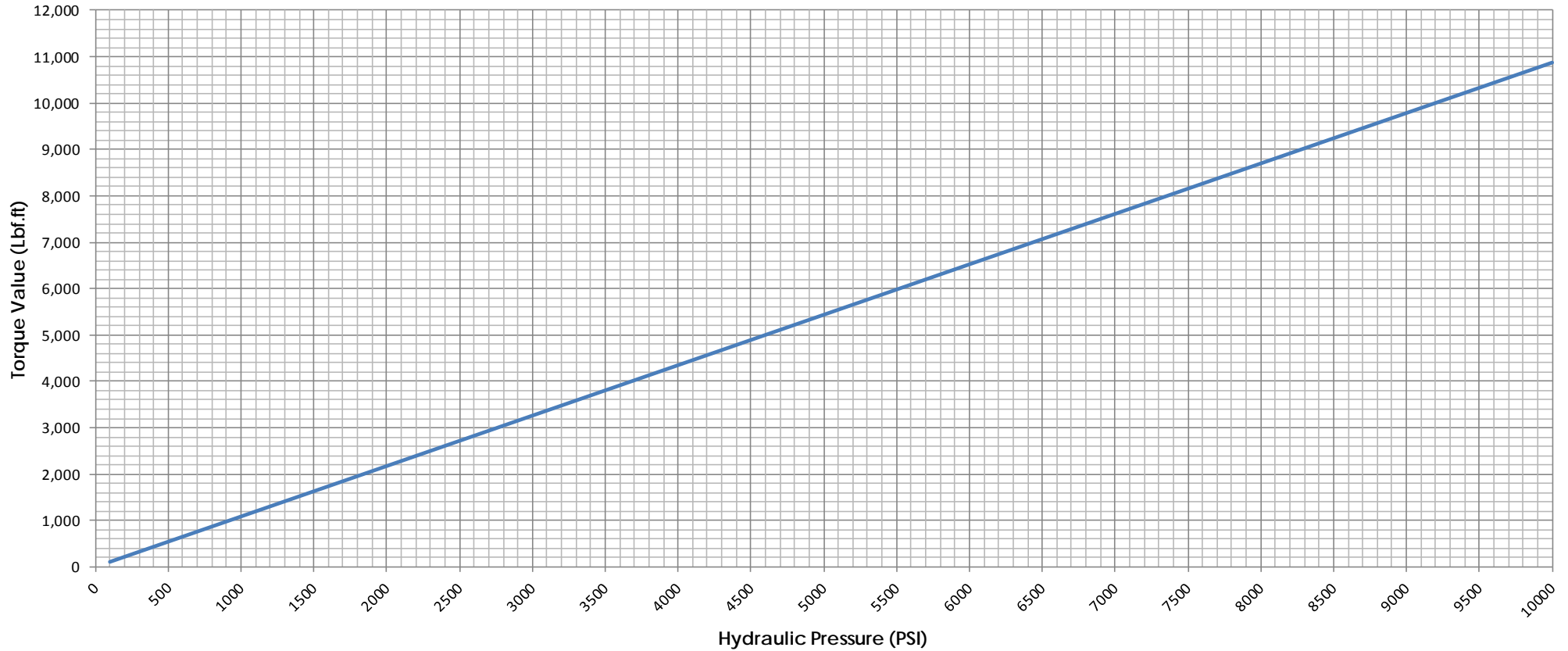
Hydraulic Pressure (PSI)	Torque Value (Lbf.ft)	Hydraulic Pressure (PSI)	Torque Value (Lbf.ft)	Hydraulic Pressure (PSI)	Torque Value (Lbf.ft)	Hydraulic Pressure (PSI)	Torque Value (Lbf.ft)	Hydraulic Pressure (PSI)	Torque Value (Lbf.ft)	Hydraulic Pressure (PSI)	Torque Value (Lbf.ft)	Hydraulic Pressure (PSI)	Torque Value (Lbf.ft)	Hydraulic Pressure (PSI)	Torque Value (Lbf.ft)	Hydraulic Pressure (PSI)	Torque Value (Lbf.ft)	Hydraulic Pressure (PSI)	Torque Value (Lbf.ft)
100	73	1100	804	2100	1,535	3100	2,265	4100	2,996	5100	3,727	6100	4,458	7100	5,189	8100	5,919	9100	6,650
200	146	1200	877	2200	1,608	3200	2,339	4200	3,069	5200	3,800	6200	4,531	7200	5,262	8200	5,993	9200	6,723
300	219	1300	950	2300	1,681	3300	2,412	4300	3,142	5300	3,873	6300	4,604	7300	5,335	8300	6,066	9300	6,796
400	292	1400	1,023	2400	1,754	3400	2,485	4400	3,216	5400	3,946	6400	4,677	7400	5,408	8400	6,139	9400	6,870
500	365	1500	1,096	2500	1,827	3500	2,558	4500	3,289	5500	4,019	6500	4,750	7500	5,481	8500	6,212	9500	6,943
600	438	1600	1,169	2600	1,900	3600	2,631	4600	3,362	5600	4,092	6600	4,823	7600	5,554	8600	6,285	9600	7,016
700	512	1700	1,242	2700	1,973	3700	2,704	4700	3,435	5700	4,166	6700	4,896	7700	5,627	8700	6,358	9700	7,089
800	585	1800	1,315	2800	2,046	3800	2,777	4800	3,508	5800	4,239	6800	4,969	7800	5,700	8800	6,431	9800	7,162
900	658	1900	1,389	2900	2,119	3900	2,850	4900	3,581	5900	4,312	6900	5,043	7900	5,773	8900	6,504	9900	7,235
1000	731	2000	1,462	3000	2,192	4000	2,923	5000	3,654	6000	4,385	7000	5,116	8000	5,846	9000	6,577	10000	7,308

TWS-150N Torque/Pressure Conversion Chart (Bar/Nm)



Hydraulic Pressure (Bar)	Torque Value (Nm)	Hydraulic Pressure (Bar)	Torque Value (Nm)	Hydraulic Pressure (Bar)	Torque Value (Nm)	Hydraulic Pressure (Bar)	Torque Value (Nm)	Hydraulic Pressure (Bar)	Torque Value (Nm)	Hydraulic Pressure (Bar)	Torque Value (Nm)	Hydraulic Pressure (Bar)	Torque Value (Nm)
10	214	110	2,353	210	4,492	310	6,631	410	8,770	510	10,909	610	13,049
20	428	120	2,567	220	4,706	320	6,845	420	8,984	520	11,123	620	13,262
30	642	130	2,781	230	4,920	330	7,059	430	9,198	530	11,337	630	13,476
40	856	140	2,995	240	5,134	340	7,273	440	9,412	540	11,551	640	13,690
50	1,070	150	3,209	250	5,348	350	7,487	450	9,626	550	11,765	650	13,904
60	1,283	160	3,423	260	5,562	360	7,701	460	9,840	560	11,979	660	14,118
70	1,497	170	3,636	270	5,776	370	7,915	470	10,054	570	12,193	670	14,332
80	1,711	180	3,850	280	5,989	380	8,129	480	10,268	580	12,407	680	14,546
90	1,925	190	4,064	290	6,203	390	8,342	490	10,482	590	12,621	690	14,760
100	2,139	200	4,278	300	6,417	400	8,556	500	10,696	600	12,835	700	14,974

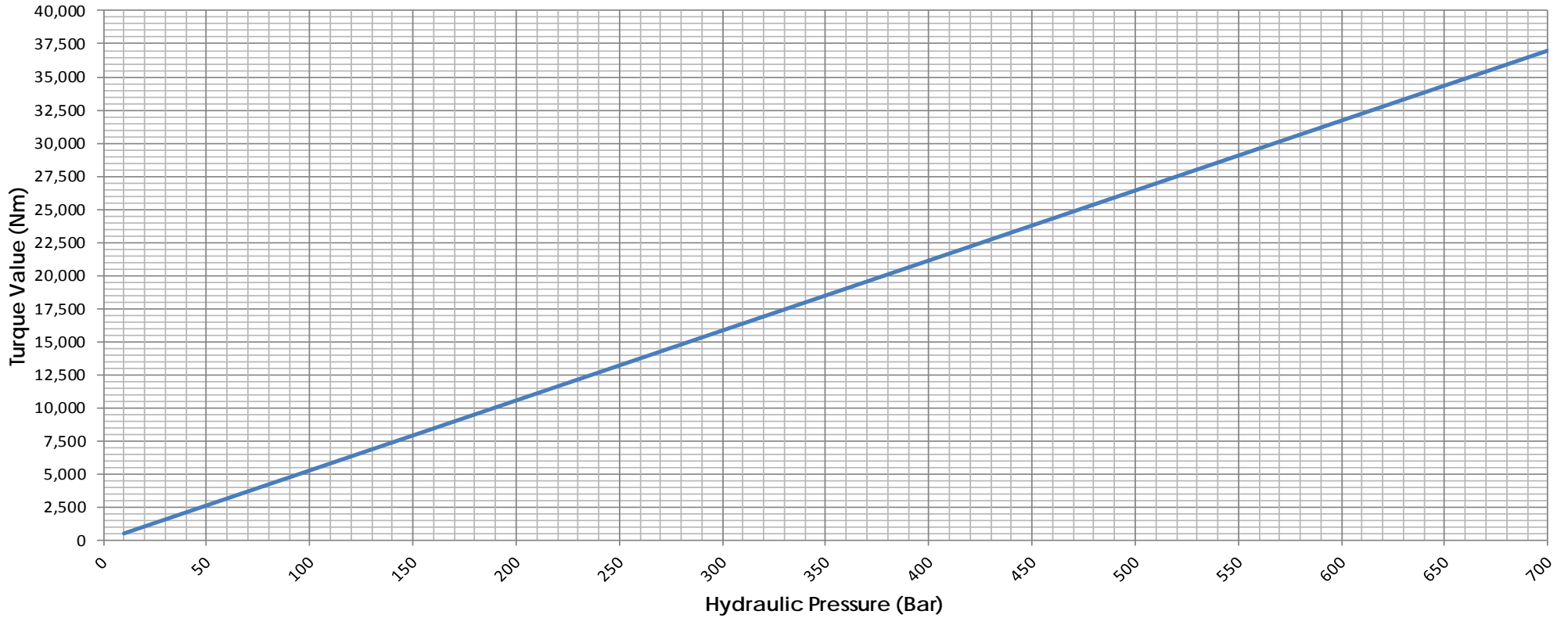
TWS-150N Torque/Pressure Conversion Chart (PSI/Lbf.ft)



Hydraulic Pressure (PSI)	Torque Value (Lbf.ft)	Hydraulic Pressure (PSI)	Torque Value (Lbf.ft)	Hydraulic Pressure (PSI)	Torque Value (Lbf.ft)	Hydraulic Pressure (PSI)	Torque Value (Lbf.ft)	Hydraulic Pressure (PSI)	Torque Value (Lbf.ft)	Hydraulic Pressure (PSI)	Torque Value (Lbf.ft)	Hydraulic Pressure (PSI)	Torque Value (Lbf.ft)	Hydraulic Pressure (PSI)	Torque Value (Lbf.ft)	Hydraulic Pressure (PSI)	Torque Value (Lbf.ft)	Hydraulic Pressure (PSI)	Torque Value (Lbf.ft)
100	109	1100	1,196	2100	2,283	3100	3,371	4100	4,458	5100	5,545	6100	6,633	7100	7,720	8100	8,807	9100	9,894
200	217	1200	1,305	2200	2,392	3200	3,479	4200	4,567	5200	5,654	6200	6,741	7200	7,829	8200	8,916	9200	10,003
300	326	1300	1,413	2300	2,501	3300	3,588	4300	4,675	5300	5,763	6300	6,850	7300	7,937	8300	9,025	9300	10,112
400	435	1400	1,522	2400	2,610	3400	3,697	4400	4,784	5400	5,871	6400	6,959	7400	8,046	8400	9,133	9400	10,221
500	544	1500	1,631	2500	2,718	3500	3,806	4500	4,893	5500	5,980	6500	7,067	7500	8,155	8500	9,242	9500	10,329
600	652	1600	1,740	2600	2,827	3600	3,914	4600	5,002	5600	6,089	6600	7,176	7600	8,263	8600	9,351	9600	10,438
700	761	1700	1,848	2700	2,936	3700	4,023	4700	5,110	5700	6,198	6700	7,285	7700	8,372	8700	9,460	9700	10,547
800	870	1800	1,957	2800	3,044	3800	4,132	4800	5,219	5800	6,306	6800	7,394	7800	8,481	8800	9,568	9800	10,656
900	979	1900	2,066	2900	3,153	3900	4,240	4900	5,328	5900	6,415	6900	7,502	7900	8,590	8900	9,677	9900	10,764
1000	1,087	2000	2,175	3000	3,262	4000	4,349	5000	5,437	6000	6,524	7000	7,611	8000	8,698	9000	9,786	10000	10,873

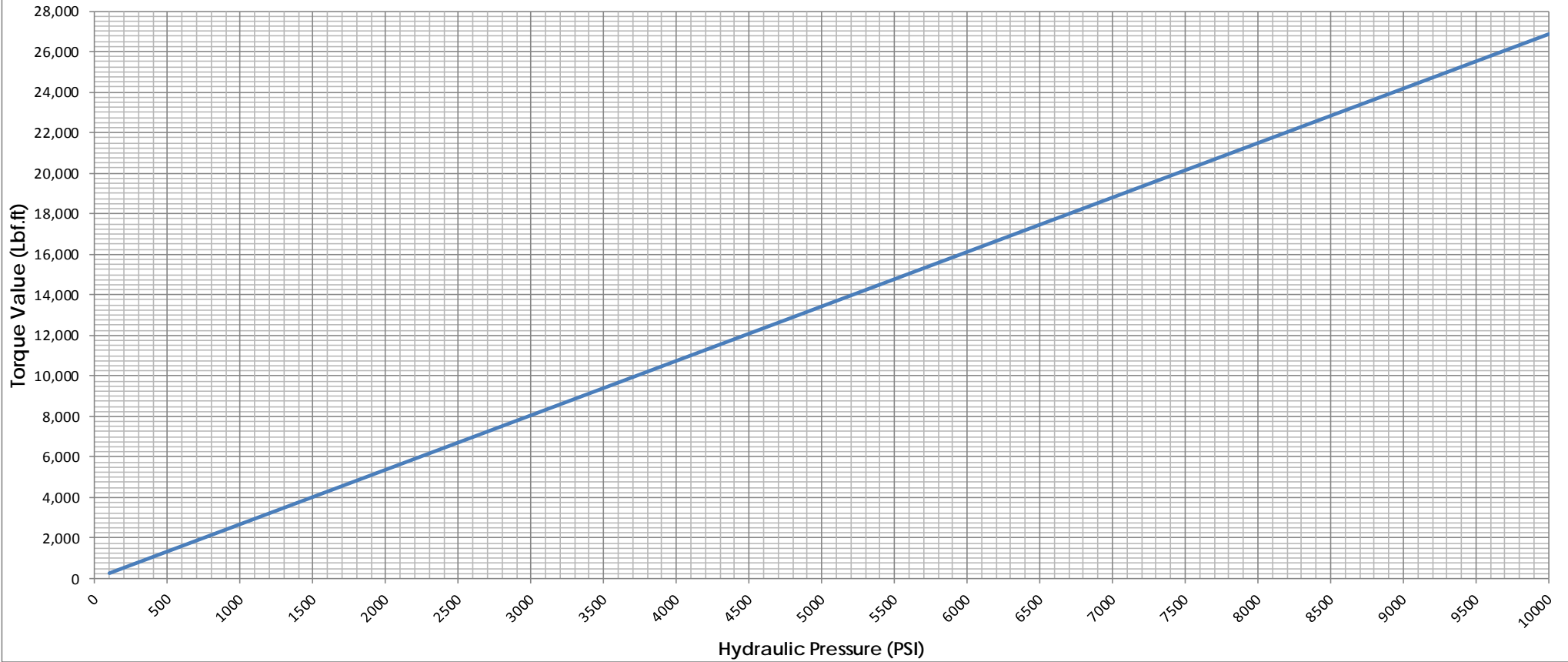


TWS-370N Torque/Pressure Conversion Chart (Bar/Nm)



Hydraulic Pressure (Bar)	Torque Value (Nm)	Hydraulic Pressure (Bar)	Torque Value (Nm)	Hydraulic Pressure (Bar)	Torque Value (Nm)	Hydraulic Pressure (Bar)	Torque Value (Nm)	Hydraulic Pressure (Bar)	Torque Value (Nm)	Hydraulic Pressure (Bar)	Torque Value (Nm)	Hydraulic Pressure (Bar)	Torque Value (Nm)
10	528	110	5,813	210	11,097	310	16,382	410	21,666	510	26,951	610	32,235
20	1,057	120	6,341	220	11,626	320	16,910	420	22,195	520	27,479	620	32,764
30	1,585	130	6,870	230	12,154	330	17,439	430	22,723	530	28,008	630	33,292
40	2,114	140	7,398	240	12,683	340	17,967	440	23,252	540	28,536	640	33,821
50	2,642	150	7,927	250	13,211	350	18,496	450	23,780	550	29,065	650	34,349
60	3,171	160	8,455	260	13,740	360	19,024	460	24,309	560	29,593	660	34,878
70	3,699	170	8,984	270	14,268	370	19,553	470	24,837	570	30,122	670	35,406
80	4,228	180	9,512	280	14,797	380	20,081	480	25,366	580	30,650	680	35,935
90	4,756	190	10,041	290	15,325	390	20,610	490	25,894	590	31,179	690	36,463
100	5,285	200	10,569	300	15,854	400	21,138	500	26,423	600	31,707	700	36,992

TWS-370N Torque/Pressure Conversion Chart (PSI/Lbf.ft)



Hydraulic Pressure (PSI)	Torque Value (Lbf.ft)	Hydraulic Pressure (PSI)	Torque Value (Lbf.ft)	Hydraulic Pressure (PSI)	Torque Value (Lbf.ft)	Hydraulic Pressure (PSI)	Torque Value (Lbf.ft)	Hydraulic Pressure (PSI)	Torque Value (Lbf.ft)	Hydraulic Pressure (PSI)	Torque Value (Lbf.ft)	Hydraulic Pressure (PSI)	Torque Value (Lbf.ft)	Hydraulic Pressure (PSI)	Torque Value (Lbf.ft)	Hydraulic Pressure (PSI)	Torque Value (Lbf.ft)	Hydraulic Pressure (PSI)	Torque Value (Lbf.ft)
100	269	1100	2,955	2100	5,641	3100	8,327	4100	11,013	5100	13,699	6100	16,385	7100	19,071	8100	21,757	9100	24,443
200	537	1200	3,223	2200	5,909	3200	8,595	4200	11,281	5200	13,967	6200	16,653	7200	19,339	8200	22,025	9200	24,711
300	806	1300	3,492	2300	6,178	3300	8,864	4300	11,550	5300	14,236	6300	16,922	7300	19,608	8300	22,294	9300	24,980
400	1,074	1400	3,760	2400	6,446	3400	9,132	4400	11,818	5400	14,504	6400	17,190	7400	19,876	8400	22,562	9400	25,248
500	1,343	1500	4,029	2500	6,715	3500	9,401	4500	12,087	5500	14,773	6500	17,459	7500	20,145	8500	22,831	9500	25,517
600	1,612	1600	4,298	2600	6,984	3600	9,670	4600	12,356	5600	15,042	6600	17,728	7600	20,414	8600	23,100	9600	25,786
700	1,880	1700	4,566	2700	7,252	3700	9,938	4700	12,624	5700	15,310	6700	17,996	7700	20,682	8700	23,368	9700	26,054
800	2,149	1800	4,835	2800	7,521	3800	10,207	4800	12,893	5800	15,579	6800	18,265	7800	20,951	8800	23,637	9800	26,323
900	2,417	1900	5,103	2900	7,789	3900	10,475	4900	13,161	5900	15,847	6900	18,533	7900	21,219	8900	23,905	9900	26,591
1000	2,686	2000	5,372	3000	8,058	4000	10,744	5000	13,430	6000	16,116	7000	18,802	8000	21,488	9000	24,174	10000	26,860